

Absorbing The Religious Identity Values Through Woven Fabric Motif Digitization To Preserve Indonesian Identity And Culture

by Firdaus Annas

Submission date: 27-Apr-2023 02:53PM (UTC+0700)

Submission ID: 2076990864

File name: tif_Digitization_To_Preserve_Indonesian_Identity_And_Culture.pdf (311.61K)

Word count: 3641

Character count: 20639

13
Absorbing The Religious Identity Values Through Woven Fabric Motif Digitization To Preserve Indonesian Identity And Culture

Supratman Zakir¹, Charles², Sarwo Derta³, Firdaus Annas⁴

23
^{1,2,3,4} Institut Agama Islam Negeri (IAIN) Bukittinggi, Indonesia.
supratman@iainbukittinggi.ac.id

Abstract

One-sided claims of cultural wealth are common due to the transformation caused by migration from one region to another and the weakness of the database system on related assets. Therefore, this study aims to develop the application of woven fabric motif digitization to absorb the religious values needed for preserving valid, practical, and effective Indonesian identity and culture. The method used is Research and Development (RnD) version 4-D (Four D), which is an extension of Define-Design-Develop-Disseminate. Furthermore, the product development stage adopts the System Development Lyfe Cycle (SDLC) approach, with the Waterfall type consisting of Communication, Planning, Modeling, Construction, and Deployment. The results were declared valid with a value of 0.80 which means stakeholders can use the resulting product. Furthermore, the test results showed a practicality value of 93.33, which is practical or easy to use. With a value of 0.92, the effectiveness test revealed that the product can produce information related to the woven fabric motif. Other results indicate that the motif has significance for local knowledge and the content of religious values as symbols in the people's lives.

Keywords: Weaving Motives, Digitization, Religious Values, National Culture, National Identity

A. INTRODUCTION

Diversity is the hallmark of the Indonesian nation in terms of culture, religion, race, ethnicity, and language. This constitutes wealth in addition to the gift of natural beauty bestowed upon the world by God. Therefore, it is a shared responsibility to preserve Indonesia's diversity for future generations.

Diversity and wealth can sometimes trigger mutual claims between regions and countries. Incidents of mutual or unilateral claims against the

culture of a region can trigger divisions. This condition can be prevented when the region has strategic and planned stages to avoid claims against the culture, customs, or peculiarities.

One-sided claims of cultural wealth are common due to the transformation caused by migration from one region to another and the weakness of the database system on related assets. The case of claiming the Reog Ponorogo dance and Indonesian batik motifs is an example of this claim. This case can

certainly be avoided by completing or perfecting the database system related to the culture and wealth of identity⁵

Determination of cultural identity is highly dependent on 'language' as a non-material element. It relates to how language representation explains the reality of all detailed and compar⁵ identities. The identity of someone or something always follows the concept of using language, especially to understand a word denotatively and connotatively. Cultural identity is a quality that distinguishes a nation or community group from others. In this case, Indonesia, with various ethnic groups, also has different cultures with uniqueness (Suantara et al., 2016).

Songket woven fabric is one of the wealth of the Indonesian people. It is nearly possessed by all regions, with motifs and patterns that are distinctive to each. The motifs are heavily influenced by Chinese and Indian cultures, as well as religious segments such as Islam, Hinduism, and Buddhism (Nurdin et al., 2018). Values in songket woven fabric motifs such as religious, cultural, and ethnic identities have meaning. Therefore, the motif is not just a pattern, variety, or decoration on cloth but has noble and dignified meanings. Over time, songket woven fabrics have become the result of Indonesian culture and identities.

The efforts to maintain and preserve the woven motifs, which contain noble meanings and Indonesian cultural identity, are to identify, document, and provide a digital identity of songket by building a database-based information system application (Zakir et al., 2019).

²¹

Lev Manovich, a Professor of Visual Arts at the University⁶ of California San Diego, identified five digital characteristics, namely numerical representation, modularity (the principle of assembling larger units from smaller ones), automation; variability, and transcoding (the relationship between computing and everyday culture) (Aji, 2016). From the five digital characteristics above, the effort to record the woven fabric motifs mostly produced in the archipelago is a transcoding process combined with the religious identity values attached to the community. These values will further define Indonesia's cultural and religious diversity. An application that can document the values of religious identity and identify the woven fabric motifs of several regions as the wealth of the Indonesian nation was designed in this study.

¹⁹ METHODOLOGY

Research and Development (R & R&D) method is used to produce certain¹⁸ ducts and test their effectiveness. This is a method used to develop or validate products used in education and learning (Khomarudin & Efriyanti, 2018). The applied Research and Development stages are the 4-D (Four D) version because this is appropriate for making the information system that will be created. The stages are easy to follow, and the product distribution allows repeated trials and revisions of the information system.

Thiagrajan stated that the research and development stages are abbreviated as 4²⁸ (Four D), which is an extension of Define-Design-Develop-Disseminate (Fadila et al., 2019). The 4D

model does not include implementation and evaluation because it contains rational considerations. Furthermore, the development process includes activities

conducted at each stage of development, as seen in the following figure (Sutarti & Irawan, 2017) :

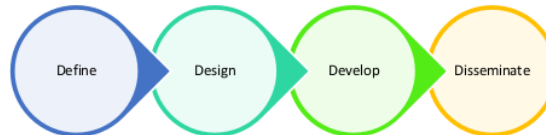


Figure 1 Development of 4D Model (Sutarti & Irawan, 2017)

The description of the 4-D (Four D) Stages is as follows (Sutarti & Irawan, 2017) :

1. Define Stage (Define)
This is the first stage of the research method. It conducts the definition and specifications of the product to be developed.
2. Design Stage (Design)
The stage aims to design a product after the observations.
3. Development Stage (Develop)
This stage is carried out to produce product development through (1) expert appraisal followed by revision and (2) development testing.
4. Dissemination Stage (Disseminate)
The objectives of this deployment stage are:
 - a. Knowing the use of tools developed on a wider scale.
 - b. Testing the effectiveness of using the device.

This study uses a system development model adopted from the SDLC (System

Development Life Cycle). SDLC is a traditional method used to build, maintain and replace an information system. Furthermore, it is the creation or modification of a software system adopting the same models and methodologies that were previously used. SDLC describes the main stages' analysis, design, and implementation (Khomar & Efriyanti, 2018). It has several models, including waterfall, spiral, rapid application development (RAD), prototyping, and incremental modes. According to Pressman, the waterfall model used in this study is a classical, systematic, and sequential design in building software. Some benefits include a more consistent process sequence from one stage to the next. The work schedule also becomes more certain because the schedule for each process can be determined with certainty (Sutarti & Irawan, 2017). The phases in the Waterfall Model, according to Pressman, are as follows (Setiawan et al., 2015) :

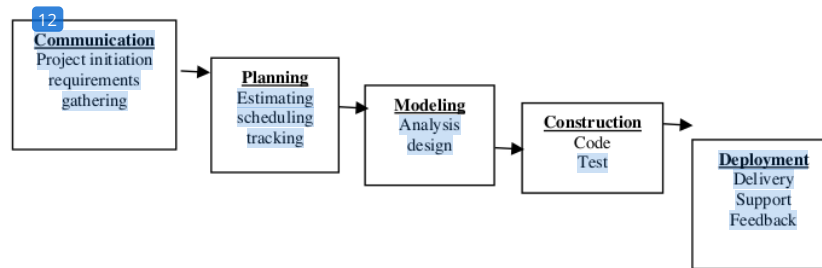


Figure 2 Waterfall Model Pressman (Setiawan et al., 2015)

1. Communication
Communication is a discussion process between development and system users to equate perceptions related to the developed system.
- 16 2. Planning Establish a plan for software work, including technical tasks, risks, required resources, results, and work schedule.
3. Modeling At this stage, the requirements are translated into a software design that can be estimated before coding.
4. Construction Construction is the stage of the code generation process. Coding is a method of translating a design into a language understood by computers. The programmer will translate the user's request in this stage. Subsequently, testing is conducted with black-box testing, which is software for functional specifications. Black box testing works by ignoring the control structure, and its attention is focused on domain information (Sya, 2018).
5. Delivery of the system to customers/users (Deployment) This

is the final step in developing software or a computer system. After analyzing, designing, and coding, the end-user will use the system, and the software should be updated regularly.

After the creation, the product is subjected to a product validity, usability, and effectiveness test. A validity test describes the extent to which an instrument can measure its content (Hendryadi, 2017). In addition, it determines the extent to which the accuracy of a product is produced or tested. A product can be said to be valid when it fulfills the criteria that have been set.

The validity test is conducted by referring to the statistical formula of Aiken's V as follows:

$$V = \frac{\sum s}{n(c-1)}$$

Description:

s : r - lo

lo : The research value of the lowest validity.

c : The highest number of research validity.

²⁷
 r : The number
 given by an assessor.
 n : Number of
 raters.

Determination of the validity of the number "V" is obtained between 0.00 to 1.00. The validity category stated that a product is valid when Aiken's V value ranges from 0.60 – 1.00 and is invalid when smaller than 0.60 (Lewis, 2015). A product practicality test is a testing process to determine the practicality of the resulting product. Assessing the practicality of a system or application is conducted by analyzing the ability of the user to understand and use the final system or application. The assessment is based on a questionnaire that has been

filled out and analyzed by the practitioner. The data from the practical analysis used the formula proposed by Riduwan (2013) as follows:

$$N = \frac{BP}{BM} \times 100\%$$

Description:

N= Value obtained

BP= The value given to
the questionnaire

BM=Maximum value
for each item in the
questionnaire.

The following Likert
scale criteria measure the final
result from the sum of the
indicator values:

Table 1 Percentage of Practicality Value (Riduwan, 2013)

Percentage (%)	Criteria
0-20	Not Practical
21-40	Less Practical
41-60	Practical enough
61-80	Practical
81-100	Very Practical

The effectiveness test is carried out to examine the suitability of the product with the predetermined goals. According to Reigeluth, the effectiveness of a product is very important to determine the application level of the relevant theory (Haviz, 2013). Nieveen stated that the model's design is consistent in its use between expectations and actual (Haviz, 2013). The expectation is that the product will be developed in accordance with the requirements of the outcomes. Therefore, this study shows the product's effectiveness with the response and

whether this system can be used. The Moment Kappa formula is as follows (Sagita et al., 2017):

$$k = \frac{\rho - \rho_e}{1 - \rho_e}$$

Description:

k = Moment kappa,
which indicates the product
validity.

ρ = The realized
proportion is
calculated by
dividing the
number of values
given by the

validator and the maximum values. p_e = The unrealized proportion is calculated by subtracting the total

number of maximum values by the validator divided by the maximum number of values with the following conditions:

¹
Table 2. Decision Category Based on Kappa Moment (k)

Interval	Category
0,81 – 1,00	Very high
0,61 – 0,80	High
0,41 – 0,60	Moderate
0,21 – 0,40	Low
0,01 – 0,20	Very low
≤ 0,00	Invalid

C. RESULTS AND DISCUSSION

The presentation of the results follows the 4D approach, namely Define, Design, Develop and Disseminate. Define is a needs analysis that aims to determine the extent to which users' developed system is needed. Government agencies (government), weaving industry activists, and weaving observers identify users. The interview conducted on Wednesday, August 2021, showed that Katik Mansyur is an activist in songket weaving in Nagari Pandai Sikek. A way to maintain or at least introduce culture (songket weaving) to the next generation is the existence of a system that can be easily accessed (Katik Mansyur, 2021). Mrs. Ratna supports this as the songket weaving entrepreneur from Sawahlunto, who emphasized that it is difficult for the current generation to find comprehensive information related to the development of weaving in West Sumatra (Ratna, 2021). The interviews were conducted on Wednesday, September 12, 2021.

The analysis related to readiness in managing applications does not require special abilities or certain skills to manage this system because of a user-friendly paradigm. Looking at the recent development of information technology in Indonesia, it can be concluded that the system will be able to run in an adequate environment. However, it may not be classified as very adequate to support application operations.

System design begins with utilizing Use Case, Sequence, and Activity Diagrams. Use Case Diagram illustrates the interaction between use case and actor. Use Cases represent system functionality and requirements from the user's point of view. Meanwhile, the actor represents the person or system that provides or receives information from the system. The use case diagram of the system for digitizing woven fabric motifs is as follows:

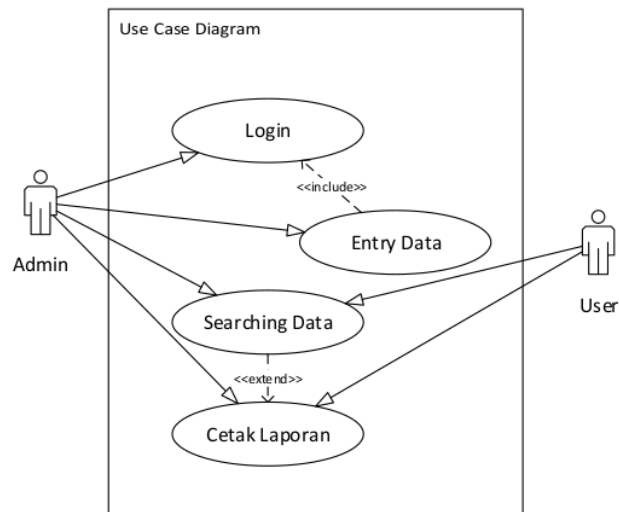


Figure 3. Use Case Diagram Application

The Use Case Diagram of the woven fabric motif digitization system in Figure 4.1 showed that there are 2 actors involved, namely: admin and user. Furthermore, the four aspects are login, data entry, searching data, and printing reports. The details of the diagram above are as follows: Admin; An admin can do login cases, enter data weaving, search

data, and print reports, with the condition that they need to log in first. Users; Users can perform various activities in this application, including logging in, searching data, and printing reports.

Sequence Diagrams describe the interactions between objects and indicate their communication (Maiyana & Mengkasrinal, 2017). This diagram also shows a series of messages, and the sequence of the weaving motif digitization system is as follows:

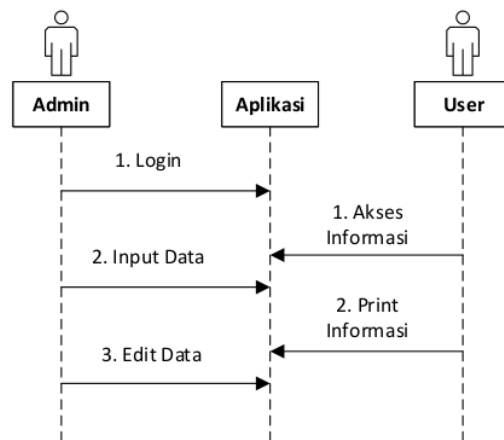


Figure 4. Sequence Diagram

The two objects involved in the Sequence Diagram of the woven fabric motif digitization system in Figure 4.2 are admin and user (Zakir, 2016) (Maiyana & Mengkasrinal, 2017). In addition, an activity

diagram is a graphical modeling tool that can describe the activities conducted by actors in the system. It describes how the designed application program modules work (Zakir & Hidayat, 2018).

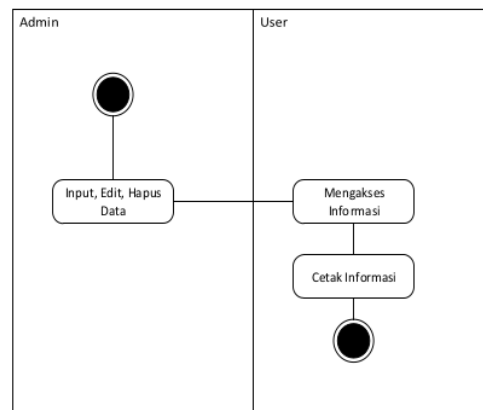


Figure 5. Activity Diagram

Development translates the design into a programming language, namely the PHP/MySQL programming language. The program for connecting menu and

display items and their databases is entered at this stage. The following is an example of translating design into a

programming language (Annas et al., 2021).

```

<!DOCTYPE html>
<html>
<head>
<meta charset="utf-8">
  <meta http-equiv="X-UA-Compatible" content="IE=edge">
  <meta name="viewport" content="width=device-width, initial-scale=1">
  <!-- The above 3 meta tags *must* come first in the head; any other head
content must come *after* these tags -->
  <meta name="description" content="">
  <meta name="author" content="">
  <link rel="icon" href="assets/img/icon.png">
  14
  <title>Ijazah QR Code</title>

  <!-- Bootstrap core CSS -->
  <link href="assets/css/bootstrap.min.css" rel="stylesheet">

  <!-- Custom styles for this template -->
  <link href="assets/style.css" rel="stylesheet">

</head>
<body>
<nav class="navbar navbar-default">
  <div class="container">
    <div class="navbar-header">
      <button type="button" class="navbar-toggle collapsed" data-
toggle="collapse" data-target="#navbar" aria-expanded="false" aria-
controls="navbar">
        <span class="sr-only">Toggle navigation</span>
        <span class="icon-bar"></span>
        <span class="icon-bar"></span>
        <span class="icon-bar"></span>
      </button>
      <a class="navbar-brand" href="/">APLIKASI DIGITALISASI MOTIF
KAIN TENUN INDONESIA dengan QR Code</a>
    </div>
  </div>
</nav>
  22
  <div class="container">
    <div class="col-md-4 col-md-offset-4">

```

```

<div class="panel panel-primary">
  <div class="panel-heading">
    <h3 class="panel-title"><span 30
class="glyphicon glyphicon-lock" aria-hidden="true"></span> LOGIN
ADMIN</h3>
  </div>
  <div class="panel-body">
    <?php
    .....
  </div>
</div>
</html>

```

Dissemination is the final stage of product development. This stage aims to see whether the system for digitizing the woven fabric motifs has been running well and as desired. This implementation test is accomplished by testing the functions. Implementation is carried out with limited trials and relevant parties, such as weaving activists, weaving entrepreneurs, and parties related to culture (Zakir et al., 2021).

The validity testing phase is intended for computer system specialists, specifically the conclusion that a product with a value of 0.80 is valid. The conclusion obtained is that the product design is valid under the attachment of the validity questionnaire.

The practical test for the woven fabric motif digitization system was obtained based on a practicality sheet filled out by the examiners, namely the users, weaving activists, weaving entrepreneurs, and the government. With a score of 93.33, this scoring system determines that the product is usable and practical, in accordance with the questionnaire attachment.

The effectiveness test on the student, extracurricular activity assessment system, was obtained based

on the examiners' sheet, namely the users, weaving activists, weaving entrepreneurs, and the government. Therefore, the general product assessment of this system is that it can be used and is practical, with a value of 0.92 under the attachment of the effectiveness questionnaire.

The effectiveness of an information system can be seen from the positive effect in the form of product quality. The test showed that the aspects of effectiveness that an information system needs to fulfill are experts and practitioners who state that the system is effective. Operationally, the information system provides results as expected.

The digitization process found that the woven fabric motifs were used in various regions of Indonesia. Besides motive, it has meaningful symbols for the life of the local community.

D. CONCLUSION

The application of Woven Fabric Motif Digitization was declared valid with a validity value of 0.80, meaning that stakeholders can use the resulting product. In addition, the test obtained a product practicality value of 93.33 which means the product is practical or easy to use by stakeholders. The effectiveness

showed that the resulting product effectively produced information related to woven fabric motifs and the values contained therein, with a value of 0.92.

In conclusion, the woven fabric motif has meaning for local wisdom and religious values that symbolize the people's lives.

REFERENCES

1. Aji, R. (2016). DIGITALISASI, ERA TANTANGAN MEDIA (Analisis Kritis Kesiapan Fakultas Dakwah Dan Komunikasi Menyongsong Era Digital). *Islamic Communication Journal*, 1(1), 43–54.
<https://doi.org/10.21580/icj.2016.1.1.1245>
2. Annas, F., Ediana, D., Kurniawan, A., Wandira, R., & Zakir, S. (2021). Decision Support System in Detrmination of Project Tender Winner Using the Analytical Hierarchy Process (AHP) Method. *Journal of Physics: Conference Series*, 1779(1).
<https://doi.org/10.1088/1742-6596/1779/1/012006>
3. Fadila, R. R., Aprison, W., & Musril, H. A. (2019). Perancangan Perizinan Santri Menggunakan Bahasa Pemograman PHP / MySQL Di SMP Nurul Ikhlas. *Csrid*, 11(2), 84–95.
4. Haviz, M. (2013). Research and Development: Penelitian Di Bidang Kependidikan Yang Inovatif, Produktif dan Bermakna. *Ta'dib*, 16(1), 28–43.
5. Hendryadi. (2017). Validitas Isi : Tahap Awal Pengembangan Kuesioner. *Jurnal Riset Manajemen Dan Bisnis (JRMB) Fakultas Ekonomi UNIAT*, 2(2), 169–178.
6. Jaya, T. S. (2018). Pengujian Aplikasi dengan Metode Blackbox Testing Boundary Value Analysis (Studi Kasus: Kantor Digital Politeknik Negeri Lampung). *Jurnal Informatika Pengembangan IT (JPIT)*, 3(2), 45–48.
<https://doi.org/10.30591/jpit.v3i1.647>
7. Katik Mansyur. (2021). Wawancara tentang otif-motif Tenun Pandai Sikek Sumatera Barat.
8. Khomarudin, A. N., & Efriyanti, L. (2018). Pengembangan Media Pembelajaran Mobile Learning Berbasis Android Pada Mata Kuliah Kecerdasan Buatan. *Journal Educative : Journal of Educational Studies*, 3(1), 72–87.
<https://doi.org/10.30983/educative.v3i1.543>
9. Lewis, A. (2015). Three coefficients for analysing Reliability and Validity of rating.

- Educational and Psychological Measurement, 45, 131–142.
<https://doi.org/10.1177/07399863870092005>
10. Maiyana, E., & Mengkasrinal, T. (2017). Pengembangan Sistem Informasi Surat Keterangan Pendamping Ijazah Berbasis Web dan Mobile Android. *Prosiding SISFOTEK* 2017.
 11. Nurdin, E., Muhandaz, R., Fitri, I., Kurniati, A., & Irma, A. (2018). Aplikasi Refleksi dalam Motif Tenun Melayu Riau. *Seminar Nasional Pendidikan Matematika FKIP UIR*.
 12. Ratna. (2021). Wawancara Tentang Motif Tenun Sawah Lunto Sumatera Barat.
 13. RIDUWAN. (2013). BELAJAR MUDAH PENELITIAN UNTUK GURU-KARYAWAN DAN PENELITI PEMULA (H. J. S. HUSDARTA, ADKON, N. MULYONO, & SUBANDI (eds.); 9th ed.). ALFABETA.
 14. Sagita, R., Azra, F., & Azhar, M. (2017). Pengembangan Modul Konsep Mol Berbasis Inkuiri Terstruktur dengan Penekanan Pada Interkoneksi Tiga Level Representasi Kimia Untuk Kelas X SMA. *Jurnal Eksakta Pendidikan (JEP)*, 1(November).
 15. Setiawan, P., Sulistiowati, & Lemantara, J. (2015). Rancang Bangun Aplikasi Pengolahan Data Evaluasi Proses Belajar Mengajar Berbasis Web. *Jsika*, 4(2), 1–6.
 16. Suantara, D., Siregar, Y., & Moeliono, M. (2016). Karakteristik Kain Atbm Dobby Hasil Pengembangan Motif Batik Khas Kota Bandung Sebagai Motif Tenun Ikat Untuk Kain Kemeja. *Arena Tekstil*, 31(1), 17–22.
<https://doi.org/10.31266/at.v31i1.1447>
 17. Sutarti, T., & Irawan, E. (2017). Kiat-Kiat Sukses Meraih Hibah Penelitian Pengembangan (1st ed.). Deepublish.
 18. Zakir, S. (2016). Modernisasi Administrasi Usaha Kecil Menengah (Ukm) Melalui Pemanfaatan Sistem Informasi. *Prosiding Seminar Nasional Asosiasi Perguruan Tinggi Ilmu Komputer (APTikom)*, 1(1).
<https://doi.org/10.5281/zenodo.241507>
 19. Zakir, S., Defit, S., & Vitriani, V. (2019). Indeks Kesiapan Perguruan Tinggi dalam Mengimplementasikan Smart Campus. *Jurnal Teknologi Informasi Dan Ilmu Komputer*.
<https://doi.org/10.25126/jtiik.201963986>
 20. Zakir, S., & Hidayat, R. (2018). Web-based learning model that can be implemented in learning

settings without being limited by time, place and space. Journal of Theoretical and Applied Information Technology. <https://doi.org/10.5281/zenodo.2600538>

21. Zakir, S., Maiyana, E., Nur Khomarudin, A., Novita, R., & Deurama, M. (2021). Development of 3D Animation Based Hydrocarbon Learning Media. Journal of Physics: Conference Series, 1779(1). <https://doi.org/10.1088/1742-6596/1779/1/012008>

Absorbing The Religious Identity Values Through Woven Fabric Motif Digitization To Preserve Indonesian Identity And Culture

ORIGINALITY REPORT

19%

SIMILARITY INDEX

15%

INTERNET SOURCES

13%

PUBLICATIONS

11%

STUDENT PAPERS

PRIMARY SOURCES

1	repository.unimal.ac.id Internet Source	2%
2	version.aalto.fi Internet Source	1%
3	ejournal.iainbukittinggi.ac.id Internet Source	1%
4	www.hakkoblogs.com Internet Source	1%
5	Submitted to University of Northumbria at Newcastle Student Paper	1%
6	rjoas.com Internet Source	1%
7	core.ac.uk Internet Source	1%
8	www.researchgate.net Internet Source	1%

repository.binadarma.ac.id

9

Internet Source

1 %

10

Rindang Kembar Sari, Sarwo Derta, Ilham Wahyuni, Liza Efriyenti, Zulhendri Kamus. "Augmented Reality as The Learning Media of Fundamental Chemistry on An Android Smartphone", Journal of Physics: Conference Series, 2020

Publication

1 %

11

Submitted to South Bank University

Student Paper

1 %

12

eprints.utm.my

Internet Source

1 %

13

www.journalppw.com

Internet Source

1 %

14

Submitted to University of Wales Institute, Cardiff

Student Paper

1 %

15

Ainun Mardiyah Lubis, Abdul Hasan Saragih, Harun Sitompul, Thofik Hidayat et al. "Development of Student Worksheet Helped PhET Simulation on The Study of Physics", KnE Social Sciences, 2023

Publication

1 %

16

Shinta Esabella, Hikmawati Intan, Muhammad Hidayatullah, Titi Andriani, G Gunawan.

1 %

"Development of application Information System in Rhee District", Journal of Physics: Conference Series, 2021

Publication

17	Submitted to Universitas Raharja Student Paper	1 %
18	Submitted to Universitas Mataram Student Paper	<1 %
19	ejournal.uin-suska.ac.id Internet Source	<1 %
20	journal.staihubbulwathan.id Internet Source	<1 %
21	openreflections.wordpress.com Internet Source	<1 %
22	commune.dreawer.com Internet Source	<1 %
23	M Iswantir, Zulfani Sesmiarni. "The Evaluation of Online Learning in Micro Teaching Course in Tarbiyah and Teacher Training Faculty IAIN Bukittinggi", Journal of Physics: Conference Series, 2021 Publication	<1 %
24	Achmad Hamdan, Wahyu Nur Hidayat, Andre Ardiansyah, Akhmad Fanny Fadhillah, Ahmad Rofian. "Development of a Web-Based Information System to Improve Health	<1 %

Services for Pets", 2021 International Conference on Electrical and Information Technology (IEIT), 2021

Publication

25

M. Rusdi T, Hamsiah Djafar, Nur Khalisah Latuconsina, Idah Suaidah, Megita Dwi Pamungkas, Andi Kusumayanti. "The Learning Tools development of Rectangular and Square Material Oriented toward the Learning Cooperative Setting and included Bruner Theory on Students", Journal of Physics: Conference Series, 2020

Publication

<1 %

26

Indriani Indriani, Muhammad Halmi Dar, Irmayanti Irmayanti. "Development of E-Commerce for Selling Honey Bees in the COVID-19 Era", Sinkron, 2022

Publication

<1 %

27

Nur Islami, Tia Fitriani Arif, Muhammad Nasir, Azhar S. Pd M. T, Fakhruddin Fakhruddin, Dedi Irawan. "Development of E-Module Assisted by Kvisoft Flipbook Maker on Work And Energy Materials for Senior High School Student Class X", 2021 Universitas Riau International Conference on Education Technology (URICET), 2021

Publication

<1 %

28

pdfs.semanticscholar.org

Internet Source

<1 %

29

www.coursehero.com

Internet Source

<1 %

30

repository.umsida.ac.id

Internet Source

<1 %

Exclude quotes On

Exclude matches Off

Exclude bibliography On